


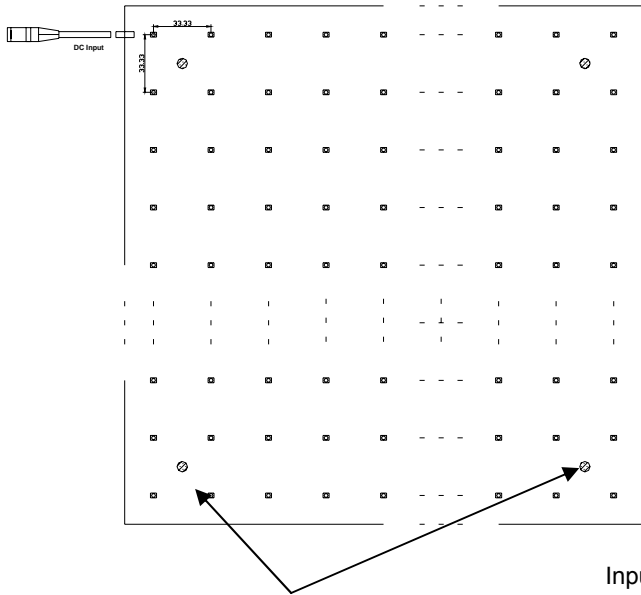
**Description:** High luminous efficiency of the economical RX-ALF3528 Series LED panel, High efficiency energy-saving environmental protection, long life, safe, reliable, ultra-thin, waterproof advantages. Mainly used for advertising light box backlighting, signs. Especially suitable for metro, stations, airports, shopping malls and other high-end advertising backlight.

	<p><b>Features:</b></p> <ol style="list-style-type: none"> <li>1. High intensity SMD3528 LED, Luminous efficiency of more than 110lumen / W</li> <li>2. Integrated waterproof design, safe and reliable, attractive appearance</li> <li>3. High efficiency cooling, the relative temperature rise is less than 5°C</li> <li>4. Ultra-thin, the thickness is less than 3.5mm.</li> <li>5. Dimming can synchronize large area</li> <li>6. Lifetime is up to 50, 000 hours</li> </ol> <p><b>Scope of application:</b> Apply to lighting, advertising signs backlight. Direct replacement of the same size of the ceiling, Advertising light box.</p>
	<p><b>Mechanical Specifications:</b> Main Material: Aluminum, Modified Epoxy, LED Dimensions (W x L): 30CM, 40CM, 50CM, 60CM Height (thickness) : ≤3.5mm Operating Temperature: -20°C~55°C Weight: 2KG (60X60cm) IP Grade: IP67</p> <p><b>Electronical Specifications:</b> Input Voltage: 12VDC Output Brightness: 5.5LM – 6.5LM / LED white</p> <p><b>China Patent No.:</b> ZL200820131053 ZL200820132702</p>

MODLE	Dimensions ( W X H )	LED QTY	IlluminanceLux			luminous flux <b>Lumen</b>	Power	Input
			Spacing6cm	Spacing1m	Spacing2m			
RX-ALF3528	30x30cm	81pcs	3300	150	39	460	5W	DC12V
LED spacing 33mm	30x60cm	162pcs	3500	260	70	900	10W	DC12V
	60x60cm	324pcs	3300	380	130	1800	20W	DC12V

**Note:**  
 Temperature Rise: +3°C/Relative environmental temperature  
 The above figures: white LED color temperature 6000-7000K, the test temperature is 25 °C, the input voltage DC12V, LED aluminum lamp input wire length 20cm.  
 when used as a backlight lamp with a minimum spacing of 5cm  
 The red side-line is the anode or Center positive for stock .

**Dimension**



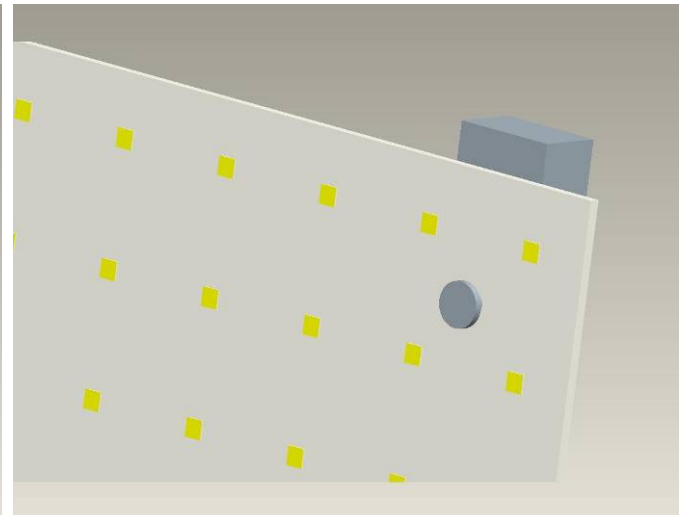
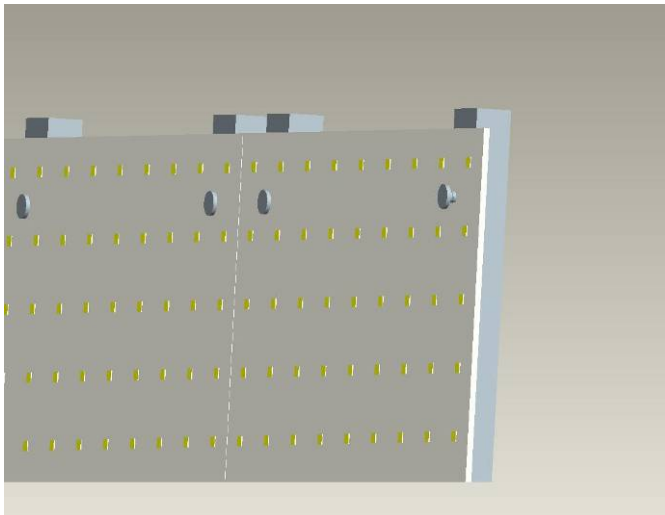
Input wire on the back

Input wire Front side

In this hole, the maximum hole of 8mm

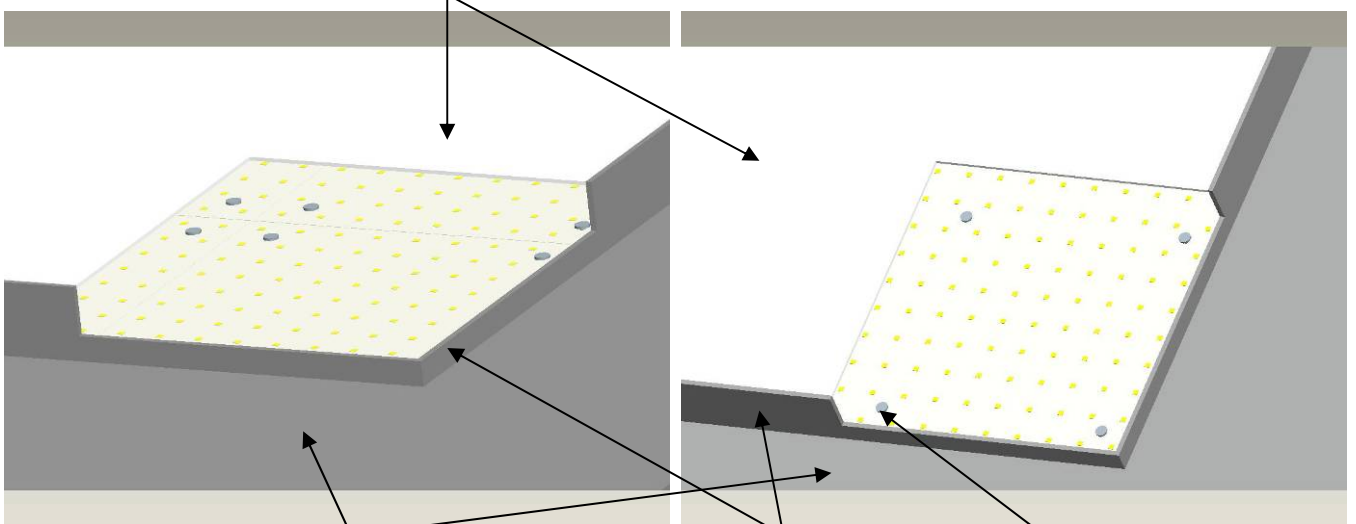
**Note:** Our standard is no holes, Input wire Front side, if you need to win the hole product, please specify.

**Advertising backlight installation diagram**



Covered with diffuser plate

Relative distance 5cm, to light evenly



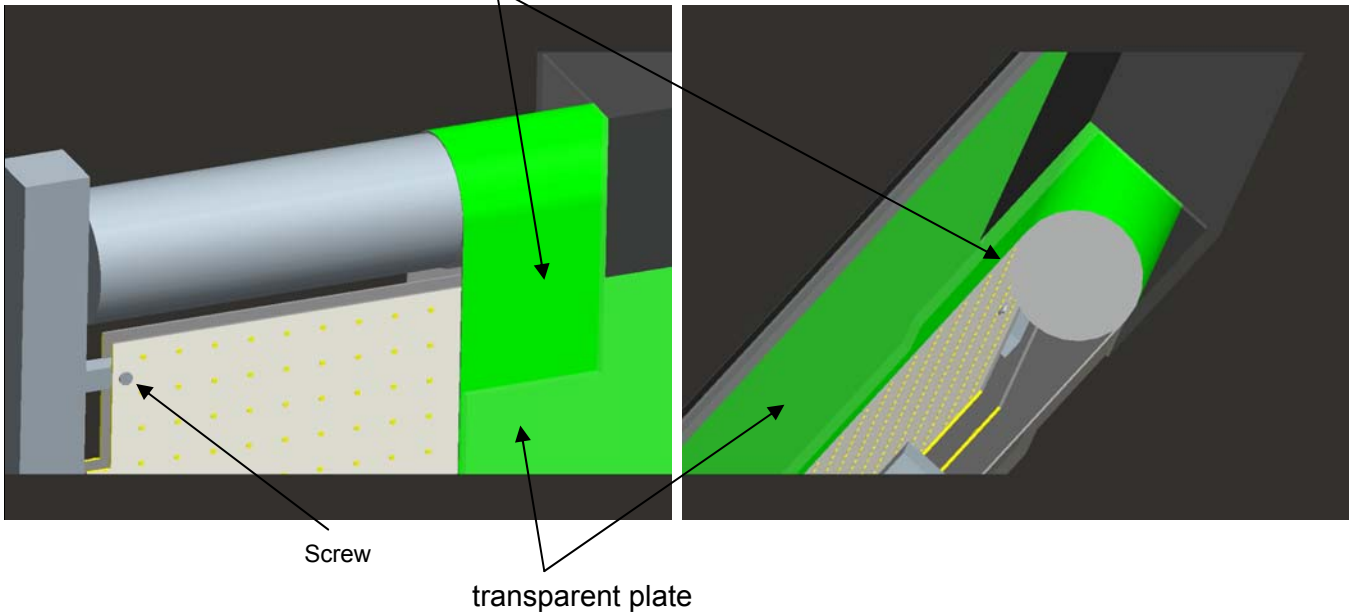
Flat wall

Advertising light box frame

Screw

**Note:** Our only produce LED aluminum panel, the picture above for reference purposes only!

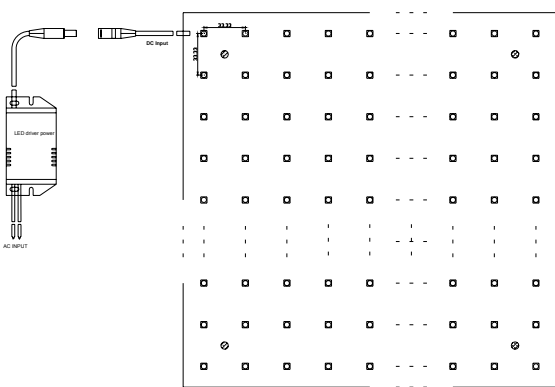
Advertising Print Plan - Light box advertising paper -light box covering fabric    Relative distance 5cm, to light evenly



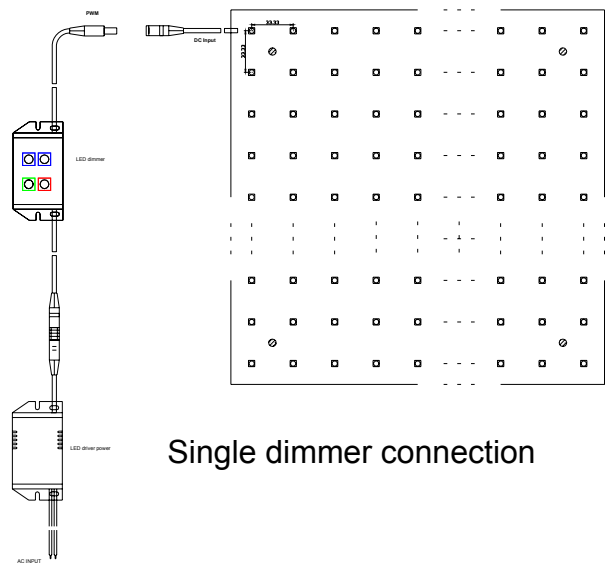
**Note:** Our only produce LED aluminum panel, the picture above for reference purposes only!

**Wiring diagram**

1. Basic wiring diagram

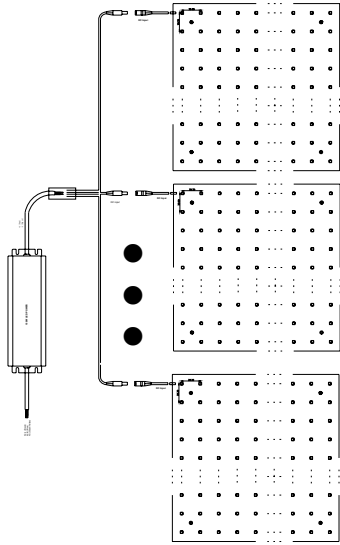


Single connection

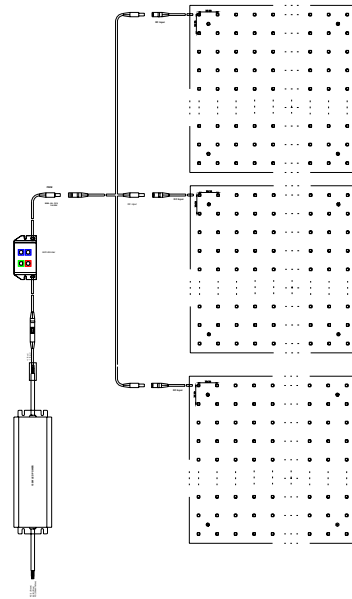


Single dimmer connection

2. Multiple LED ALU panel wiring diagram

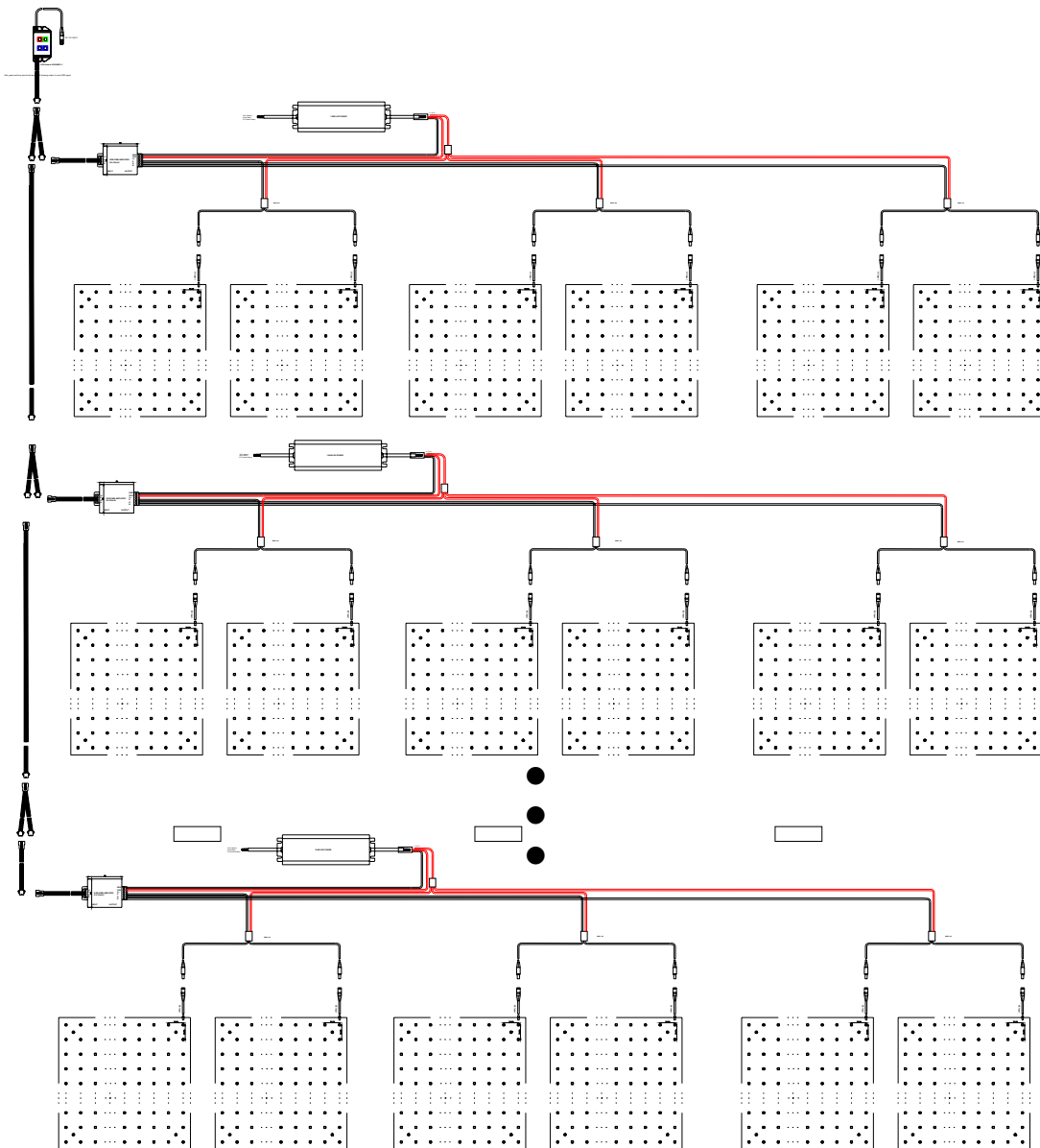


Multiple parallel wiring diagram



Dimmer wiring diagram

3. Simultaneous dimming Multiple-LED-ALU-panel



## Safety Information

- 1.The LED aluminum panel itself and all its components may not be mechanically stressed.
- 2.Assembly must not damage or destroy conducting paths on the circuit board.
- 3.Installation of LED aluminum panel (with power supplies) needs to be made with regard to all applicable electrical and safety standards. Only qualified personnel should be allowed to perform installations.
- 4.Correct electrical polarity needs to be observed. Wrong polarity may destroy the LED panel.
- 5.Parallel connection is highly recommended as safe electrical operation mode.
- 6.Serial connection is not recommended. Unbalanced voltage drop can cause hazardous overload and damage the LED ALU panel.
- 7.Please ensure that the power supply is of adapters power to operate the total load.
- 8.When mounting on metallic or otherwise conductive surfaces, there needs to be an electrical isolation points between strip and the mounting surface.
- 9.Pay attention to standard ESD precautions when installing the LED aluminum panel.
- 10.Damaged by corrosion will not be honored as a materials defect claim. It is the user's responsibility to provide suitable protection against corrosive agents such as moisture and condensation and other harmful elements.
- 11.Waterproof LED aluminum panel , please note waterproof wiring Department

Please be sure you choose right AC/DC power adaptor to drive LED aluminum panel. If you have difficulty to buy such adaptor locally, please turn to us.